

MT700E SERIES

384-438 HP

Challenger



Serious Machinery, Serious Results

CHALLENGER MT700E SERIES TRACTORS

CHALLENGING THE STATUS QUO OF TRACTOR PERFORMANCE

Every day you are challenged to farm more efficiently, forcing you to hunt for the best tools to achieve it. Your Challenger dealer can help. Introducing the next step in tractor performance evolution, the Challenger MT700E Series tractors.

Built on the compaction-reducing foundation of Mobil-Trac™ System technology, this latest series of Challenger tractors intelligently deliver maximum payback. Challenger MT700E Series tractors is equipped with the latest AGCO Power™ engines smooth power delivery and luxurious comfort with unmatched versatility. This revolutionary combination results in a better return on your investment through increased efficiency, higher yields and minimal cost of ownership. Add unparalleled support you receive from the sales and service professionals at your Challenger dealership and you'll understand why we say, own a Challenger, own the future.

When Challenger tractors are developed, the focus is always on providing professional farmers with the best tractor technologies possible. Not only does the MT700E Series continue the Challenger tradition of track leadership, but also creates several new technology benchmarks that set again, new standard for agricultural tractors.



A NEW WAY TO DRIVE INVESTMENT SUCCESS

The MT700E is the only tractor in its power class designed from the ground up to optimize tractor performance on tracks. A journey that began nearly three decades ago and has now evolved in more exclusive features than ever before. Take a look.

We think you'll agree that these latest Challenger MT700E Series tractors are the smartest way to drive your investment success. The Challenger MT700E Series tractors were designed around the innovative Intellitronics™ network. Much like the central nervous system in the human body, the Intellitronics network links tractor systems together for coordinated control and optimum performance. Electronic control modules located on the components such as the engine, power train, hydraulics and rear linkage share performance data via the Intellitronics network. This communication enables the Challenger MT700E Series tractors to monitor the complete machine performances through the Tractor Management Centre, perform repetitive tasks with the One-Touch™ management system, interface with the new Auto-Guide 3000 satellite navigation system and communicate with implements through ISO11783. In addition, the Intellitronics network commands the Power Management system, enables smooth shifting and enhances fuel economy. No other manufacturer gives you the power to drive your investment success as intelligently as Challenger.



1 The Tractor Management Centre
(TMC) combines an innovative display with ergonomically designed controls. The TMC color displays performance data in a simple format and allows you to optimize performance easily. Well known innovations such as the One-Touch headland management system, the Auto-Guide 3000 satellite navigation system and Power Management are conveniently controlled using the TMC. Another added feature is that all MT700E Series tractors come ISOBUS ready (ISO11783).

2 Pinnacle View™ cab
Boasts more glass area for superior visibility and more interior room than any other tractor in its class. The exclusive Surround-Flow™ ventilation system directs air through strategically placed vents and ducts for maximum airflow and consistent cab temperature.

3 The new AGCO Power AP98-4 engine

4 The hydraulics system

5 The unique Mobil-Trac System

6 The Opti-Ride Suspension

7 The powertrain

8 More undercarriage options



10+ HEADLINE FEATURES



1. LATEST ENGINE TECHNOLOGY PAGE 8-9
Powered by AGCO Power diesel engines, meets the latest emission regulations. Two turbo chargers with inter charge air cooler and electronically controlled cooled exhaust gas recirculation delivers ultimate power to your business.



2. BETTER COOLING AND EASIER CLEANING RADIATOR PAGE 8-9



3. TRACTION AND RESPECT FOR THE ENVIRONMENT PAGE 10-11
The Mobil-Trac system is packed with unique features that combine unrivalled traction and low ground pressure for field operations with high road speed for excellent mobility.



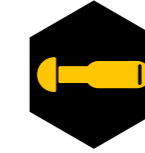
4. MOBIL-TRAC SYSTEM PAGE 10-11
The unique Mobil-Trac system delivers superior traction with its long, wide tracks that place more tread bars on the surface. The large surface area provides minimum slip and low ground pressure operation for unparalleled protection against yield-sapping compaction.



5. WIDE RANGE OF DIFFERENT BELT OPTIONS PAGE 10-11
The industry-leading Challenger Mobil-Trac system transmits superior draw-bar pull and power to the ground, thanks to the large contact area from the MT700E Series's 2.4m long tracks – available in a choice of widths from 406 mm (16”) to 864 mm (34”) wide.



6. INDUSTRY-LEADING CAB COMFORT PAGE 14-15
Operator comfort is key to ensuring the tractors work at full capacity during long shifts. Comfortable and alert operators are not only safer, but also more effective helping to increase work quality, boost productivity and improve economy.



7. FINGERTIP CONTROL PAGE 16-17
The easy to use Tractor Management Centre (TMC) provides MT700E users with unrivalled control. Heart of the system is the TMC Armrest, which incorporates the fully adjustable 7.4” (187mm) color TMC display.



8. TRANSMISSION PAGE 24-25
The Challenger MT700E Series are equipped with the only transmission in the industry developed specifically for use in rubber-tracked tractors, with the rugged full powershift providing industry-leading levels of smooth, reliable and efficient operation.



9. HYDRAULICS DRAWBAR AND REAR LINKAGE PAGE 26-27
The standard three-point linkage is an integral part of the design – not an add on. The advanced closed centre, load sensing hydraulic system with a standard flowrate of 224 litres/min (321 litres/min option), offers high capacity to operate even the most complex, modern machines.



10. CHALLENGER TECHNOLOGY PAGE 28-29
Auto-Guide 3000™ with three accuracy levels and optional colour touch screen in order to minimize overlapping and increase productivity. Plus on the easy to use Agcommand™ website users can ew the whole fleet or locate individual machines and check their current operating status.



10+ AFTER SALES SERVICE PAGE 30-31
Closer to home you can rely on your Challenger dealer to provide the support you need to make the most of your investment in a MT700E tractor. Challenger service staff not only understand your equipment, they know your business depends on their exceptional support.

POWERED BY AGCO POWER™



The 7 cylinder engine pounds out more power and torque than any tractor in its class. Leading the class with 9.8 liters of displacement and 42% torque rise, the engine delivers top pulling power in all conditions. The real test of an engine is in its ability to maintain power efficiently while lugging under load: high torque rise allows you to harness more power to lug through tough spots without having to downshift or raise the implement.

An integral part of the Intellitronics network, an engine electric controller module enables smooth power delivery by coordinating communication between all tractor electronic control modules. Optimum fuel efficiency and emissions that meet the stringent EPA Stage IV regulations are the result of the exhaust gas after treatment system built in the machine. Dual stage air charging system with two turbo chargers and inter-stage Charge Air Cooler (ICAC) to maintain the engine power at any given speed.

Result of the cross flow cylinder heads and the vertically positioned injectors there is no need for Diesel Particulate Filter (DPF) as the level of the particulate matter in the exhaust gas is below the allowed level.

Exhaust-gas After Treatment system using the latest Selective Catalytic Reduction (SCR) system with Diesel Oxidation Catalyst (DOC) and Cooled Exhaust Gas Recirculation (cEGR) in order to meet the latest Stage IV emission regulations.

The electronically controlled cEGR will allow gas recirculation only when needed to meet emissions levels. The expected lifetime of the exhaust after treatment components are 8.000 hours.

An optional air compressor can power pneumatic tools, cleaning cooling package.

High strength, wet cylinder liners improve fuel consumption and lower emissions with a mid-supported design.

NOTHING CHALLENGES A CHALLENGER TRACTOR

Three decades of field experience have established Challenger tracked tractors as the undisputed leader in rubber track technology. The Mobil-Trac System extends that leadership to the next generation. The Mobil-Trac System provides you the speed and mobility benefits along with the enhanced traction, flotation and compaction advantages you expect from a Challenger tracked tractor.




The Mobil-Trac System wheelbase set the standard in its power class at 2438 mm. This long wheelbase and five-axle design distribute the tractor weight over a greater area, reducing the deep compaction that restricts plant root growth, even with the narrow 406 mm (16") belts. Superior traction and lower rolling resistance are provided by the long wheelbase, transferring more power to the ground and improving fuel efficiency. Leadership in track technology is embedded in the details. Examine the rugged and reliable components that make up the compaction-reducing Mobil-Trac System.

Low transport speeds and rough rides can drain your efficiency and test your stamina. The Challenger MT700E Series tractors help nurture both. Featuring the highest transport speed of any track tractor, Challenger MT700E Series tractors travel up to 39.6km/h and do it more comfortably. Here's why.

The Opti-Ride Suspension absorbs every ridge, bump and rut the tractor encounters. High-tech Marsh Mellow® Springs rubber/fabric springs absorb shocks to the operator by isolating the hardbar from the chassis of the tractor. A robust stabilizer bar enables the left and the right undercarriages not just to pivot, but even to raise up and down independently from the tractor frame. The hardbar can tilt to an 8-degree angle allowing each side of the undercarriage to smoothly travel over the field.

Suspended midwheels contribute to smooth ride. The entire undercarriage creates a bridge over field obstructions while the midwheels mould to the soil surface cushioning the impact of undulating terrain. Additional rubber cushioning added to drivers and idlers further enhances the ride.



- 1 Lower rolling resistance, plenty of driver-to-belt grip and easier walk over bumps are among the benefits of the large diameter driver, the largest in its class. The wide chevron grooves on the surface of the driver wheels optimize mud rejection and driver grip.
- 2 The unique in-line reaction arm tensions each belt independently and keeps that tension in line and isolated from the tractor drive axles and frame. The 71.15 kN of tension provides optimum driver-to-belt grip without putting stress on the tractor frame. Quick, easy gauge changes can be made without spacers, without de-tensioning the belt and without the limitation of fix bolt positions.
- 3 The 940 mm diameter front idler improves fuel efficiency by reducing the amount of rolling resistance. The rubber coated surface is smooth for reduced vibration.
- 4 Challenger designed originally rubber compounds individually formulated for treadbars, belt body and guide blocks are used in the belt manufacturing process. A patented arrangement of four or more layers of steel cable to provide precise tracking and durability.
- 5 Debris deflector can be added into the Mobil-Trac system to ensure maximum ejection of soil and mud, to maintain grip and increase life of the undercarriage components.



MORE UNDER-CARRIAGE OPTIONS OPTIMIZE PERFORMANCE

The Challenger MT700E Series tractors offer more Mobil-Trac System options than ever before allowing you to tailor your tractor to your applications. Belts are available in six widths and in three types. Only tractor across the industry Challenger MT700E Series offers three idler, mid-wheel and driver widths. Two infinitely adjustable gauge ranges are available to match your applications, according local road legislation.

GENERAL AG BELTS This all-purpose belt provides an excellent ride with superior belt alignment and traction in a wide-range of field conditions and superior self-cleaning in wet or sticky conditions. Available in 5 different widths to match most of the ag applications: 16" (419 mm), 18" (457 mm), 25" (635 mm), 30" (762 mm) and the new 34" (864 mm)

EXTREME AG BELT This belt improves the overall qualities of the General Ag belt, adding stronger carcass with one additional inner layer of steel cables to increase rigidity, increasing life while retaining the superior ride and self-cleaning qualities, resulting in a longer belt life. Longer guide blocks provide more side surface area to withstand sidehill lateral loads and extreme turning. Available in 3 different widths: 25" (635 mm), 30" (762 mm) and the new 34" (864 mm).

EXTREME APPLICATION BELT This tough belt is a good choice for applications that involve a large amount of road travel, steep side slopes or abrasive conditions. Longer guide blocks provide more side surface area to withstand sidehill lateral loads and extreme turning. Belt life is enhanced even further under the right conditions. Available in 4 different widths: 16" (419 mm), 18" (457 mm), 25" (635 mm) and 30" (762 mm).

Three widths of rolling components are available to maximise the life of your belt. The wheel combination that will work best for your farm will depend on the width of your belt, your soil types and the amount of road travel: with almost 30 years of experience, Challenger can help you in choosing the perfect combination.

Challenger MT700E Series tractors give you the flexibility to match virtually all gauge width needs, now as wide as 3040mm (120")*. Two infinitely adjustable gauge ranges are available: standard gauge 1829mm-2235mm, (72"-88") and wide gauge 2032mm-3048mm (80"-120"). Quick, easy gauge changes are possible without de-tensioning the belt and without spacers or bolts. Belts, wheels components and tractor gauges offers may vary according local road legislation: check today at your Challenger dealer for the multiple possibilities available to you.

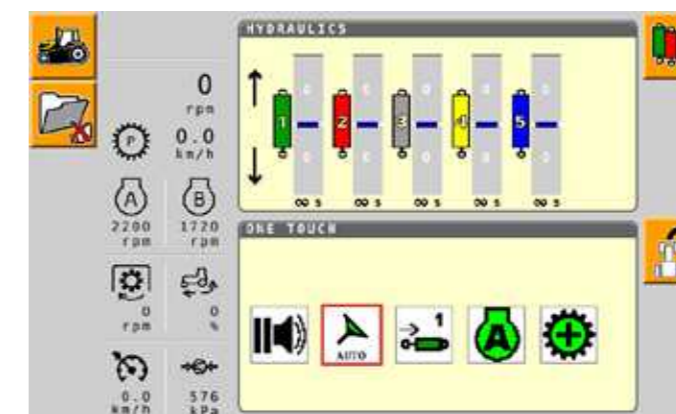


MORE COMFORT AND CONVENIENCES THAN ANY TRACTOR BEFORE

You expect a certain level of comfort and convenience in your tractor cab. The smart, comfortable Challenger MT700E Series cab offers more than you might expect because farmers were extensively involved during the development process.

As a result, smart, convenient features such as auxiliary power, top-of-the-line sound systems and abundance of storage were built in bringing new levels of comfort and productivity to your workplace. For an unobstructed view over wide implements, rear ROPS cab posts are placed in line with your shoulder. The swivel seat allows you to turn to view the widest implement without strain. The shallow angle of the Challenger MT700E Series tractor steps helps to simplify entering and leaving the cab while a second handrail offers additional support. Storage is not an afterthought. A mobile phone

holder is located within easy reach, while a temperature-controlled storage compartment keeps your lunch at the desired temperature. Additional storage includes a coat hook, drinks holders, a literature storage area and a compartment beneath the instructor seat. The accessory bar provides a mounting location for several monitors without obstructing visibility to the implement. A rubber grommet below the rear window frame supplies a means for routing cables from the implement into the cab without sacrificing cab sealing.



Adding additional attachments to your Challenger MT700E Series tractor is hassle-free with optional Power-Pack accessory outlets. Located in the lower, right-hand corner of the cab, 12-volt circuits power attachments such as planter controls, spray monitors and communication devices.

Plus every Challenger MT700E tractor is ISOBUS 11783 compatible via the TMC: once the compatible implement is connected, the dedicated screen will appear automatically in the 7.4" (178mm) high resolution colour display and allow the operator to control each function without the need of any additional screen.

Challenger MT700E Series tractors are equipped to operate with maximum visibility in all conditions. A revolutionary full-coverage, parallel-swath wiper blade cleans far more glass area than conventional wipers. The rear wiper blade provides excellent visibility to implements and the rear linkage.

In addition to offering 6.2m² of usable glass area, the Challenger MT700E Series tractors feature a short, sloping hood that provides visibility close in to the front of the tractor.

Coming standard on the MT775E model, the Nightbreaker™ HID lighting package replaces the four halogen lights on the deluxe lighting package with four HID lights. Two HID lights face forward and two rear for exceptional visibility 400 metres depending on weather conditions. Double Nightbreakers option is available, with 2 HID lights will replace the front hood corners halogen lights of the hood.

There's more to smart tractor operation than electronics. A smartly designed tractor also makes operation easier with intuitive controls placed specifically for your comfort and ease of use. The Challenger MT700E Series tractors take cab intelligence to new levels. The instinctive, easy-to-use placement of controls was an essential design criterion for the new series. Collaborating with ergonomic experts, the new cab was built to provide easy access, maximum comfort, and unrivalled operating convenience: up to 25 controls are at the comfortable reach of your hand, where you need them the most and with the well known One-Touch headland management, the possibility becomes endless.





COMFORT AND CONVENIENCE

ONE-TOUCH CONTROL AT YOUR FINGERTIPS



The intuitive One-Touch headland management system gives you the power to initiate several tractor and implement functions at the same time with the simple push of a button. Easy to operate, the One-Touch management system uses the Intellitronics network to record and execute functions such as transmission shifting, throttle, 3-pt linkage position, PTO status, implement lift and lower, and Auto-Guide.

The One-Touch headland management system offers flexibility by allowing you to use it in one of two ways. This gives you the flexibility to adjust your speed to field conditions easily and maintain optimum productivity. In One-Touch mode, repetitive actions are set and repeated on command resulting in easy and less tiring application. Both a Work and Raise sequence can be used to further simplify your application and eliminate possible driver errors due to fatigue. Using One-Touch management system is as easy as counting 1,2,3.

POWER MANAGEMENT MADE EASY

Power management helps you get the job done faster and more consistently. Executed through the Intellitronics network, Power Management is a control strategy that varies engine, transmission and linkage settings to optimise tractor efficiency and productivity in various applications. It is set using the

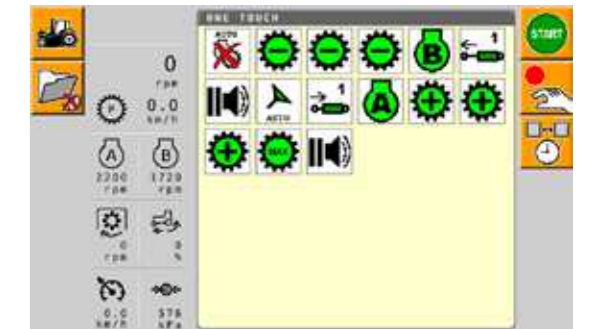
Tractor Management Centre and controlled by a light touch of your fingertip: a light on the dashboard quickly inform you when Power Management is active.

MAXIMUM POWER OUTPUT

Heavy draft loads like disc, rippers, tillers or big plows demand maximum power to keep the tool at the correct working depth and keep you moving for top productivity. Maximum Output mode assists by automatically shifting to keep the engine in the peak power range where horsepower is maximized and fuel usage reduced.


CONSTANT GROUND SPEED

Planting your crops is effortless using a Constant Ground Speed mode. A preset ground speed is achieved by varying the engine speed and automatic transmission shifts.



WE SPENT TIME ON THE DETAILS TO SAVE YOU MORE TIME IN THE FIELD

The Challenger MT700E Series tractors are built smarter to keep you up and running. The innovative TMC lets you know when the next service is due. Abnormal tractor conditions are also displayed with varying levels of importance so you can keep your tractor in the field. Gauge can be changed easily, without de-tensioning the belt, in under two hours. Simply loosen the hardbar bearing caps and axle collet bolts and support the tractor. The desired width is then adjusted using the gauge adjustment tool.



At busy times, routine maintenance can get overlooked. Fortunately, we understand your hectic schedule and have made it easy to perform routine maintenance. With five easy to access daily service points, you can complete maintenance checks quickly and easily. And, the Tractor Management Centre (TMC) keeps track of longer-term service details so you won't have to.

The tilt-up hood raises from the front providing excellent access to key service points.

Idlers and mid-wheels oil level is constantly displayed through the clear sight gauges and quickly

changed via the strategically located drain plug. Hydraulic and powertrain oil levels can be checked with a quick glance using a sight gauge at the rear of the tractor.

The engine air filter element slides easily from its compartment for inspection and replacement.

No tools are required to swing open the new cooling cores to remove trash build-up or blockage.

The cab air filter is conveniently located under the roof overhang on the left side of the cab. You can easily remove the air filter for cleaning or

replacement without tools.

The engine oil can be checked daily and added easily at ground level from the left side of the tractor.

A large toolbox is integrated into the steps for easy access. The toolbox carries tools up to 610mm long with a total capacity of 68 kg.

The Challenger MT700E Series tractor battery location is ideal. Simply tilt up the hood and find the batteries in front of the cooling cores for excellent maintenance access. Plus, battery disconnect is available which cuts all electric power of the tractor.

A SIMPLE WAY TO COMMAND YOUR INVESTMENT PERFORMANCE



Operated in some of the toughest applications in the most remote areas of the world. In these areas, we know that downtime caused by high-tech electronic systems is extremely costly as well as frustrating. That's why all electronic systems are built to withstand the most challenging environments. The electronic systems are built with thicker, 18-gauge wire that individually insulated then sheathed in nylon braided wiring harnesses offering unsurpassed protection. Watertight connectors link wires together preventing corrosion. And, should a problem arise, all wires are colour-coded and identified every 51mm with laser-embossed labels to withstand years of service.

TRACTOR MANAGEMENT SYSTEM

Achieving top tractor performance has never been so easy. Using the Intellitronics network, the state-of-the-art Tractor Management Centre (TMC) puts you in command with intuitive controls and at-a-glance performance information. Vital performance and diagnostic information are shown in an easy-to-read text format using the TMC display screen. This allows you to fine-tune tractor operations by monitoring performance measures such as slip and draft control within parameters you choose.



QUALITY COMPONENTS



Reliability, durability and quality are built into the Challenger MT700E Series powertrain, from the ground up. The power train is built and designed specifically as a rubber-belted ag tractor. And, we verified this design by extensively testing pre-production models in tough, real-life situations. Nowadays the Challenger MT700E series powertrain is known as one of the most reliable across the industry. Prior to assembly, we confirm our test results by re-testing every powertrain as a unit before it goes into a tractor.

The 16F/4R electronically controlled transmission provides the user extreme flexibility, offering several shift options, including an automatic shifting mode using power management. Plus, using the Intellitronics network, smoother shifts result from continuous electronic communication between the AGCO Power engine and the transmission. Before the transmission executes a shift, it first senses how much load the engine is experiencing in order to deliver the smoothest shift possible. Plus, the optional creeper transmission is easily engaged using a switch on Tractor Management Centre which provides an additional 14 forward and 3 reverse gears using a 4:1 speed reduction.

The electrohydraulic differential steering is speed sensitive. At higher transport speeds, the steering becomes less sensitive and minimal inputs are required to make all corrections. And, when the tractor is in "Park" the steering is locked out for additional safety. Brake performance is preserved with a patented self-adjusting retraction mechanism. As the oil-cooled, multi-disc brakes wear, the brake piston's position themselves to maintain a constant piston travel to increase the efficiency.

SERIES WORK RANGES

Eight gears in the 6.5 to 14.9 km/h operating range give the responsiveness and productivity your application requires. Closely spaced gear splits concentrated in the primary working range were designed with engine torque rise and operating rpm, to deliver the most usable power.

With the new 39.6 km/h transport speed, more time can be spent in the field and less on the road. The fastest of any rubber-belted ag tractor, the Challenger MT700E Series tractors gear splits are spaced further apart the higher transport speeds. This requires minimal gearshifts while maintaining excellent acceleration to top transport speed.

GEAR	KM/H
1	2.7
2	3.4
3	4.3
4	5.8
5	6.5
6	7.3
7	8.2
8	9.3
9	10.4
10	11.7
11	13.2
12	14.9
13	17.7
14	22.5
15	28.5
16*	39.7

*In 16, the maximum engine speed increases to 2300 rpm.



A FULLY INTEGRATED WORKING END

Right from the start, the Challenger MT700E Series three-point linkage was designed as an integrated system. Balance and load carrying requirements were carefully examined and integrated into the tractor design process. The result? A linkage that maximizes productivity by providing you with maximum lift capacity, lift height and intelligent control.

The new standard CAT IV drawbar is thicker and wider than previous models. When unpinned, the standard drawbar can swing 9 degrees from the tractor centreline. Rubber bumpers and wear plates are standard to cushion shock loads and ensure long life. A trigger hitch pin is also standard making one-person implement hook-up simple and convenient.

The standard 3-pt. linkage also features a lift capacity in excess of 81.7 kN, with a maximum lift capacity of 130.9 kN. This provides the greatest lift capacity at the implement's centre

of gravity, where it's needed most. For longer service life, inverted, seal down lift cylinder ensure clean and debris-free operation. Heavy-duty CAT IV hooks are standard for fast implement hook-up.

For heavy tillage operations with no need for 3-pt. linkage, a wide-swinging drawbar is available. This rugged drawbar swings 32 degrees and is great for use in solid seeded crops. Unique tapered rollers virtually eliminate wear and standard rubber bumpers minimise shock loads when turning.



RAISING THE STANDARDS FOR HYDRAULIC POWER

Challenger MT700E Series tractors raise the standards for hydraulic power. Providing an industry-leading 223 litre/min flow as standard equipment, the system meets the needs for the way you really use hydraulics.

Easy to hook up without extra connectors, four remote circuits are standard with options for as many as six. Hydraulic power-beyond couplers expand the versatility of the tractor by providing hydraulic flow directly to implement motors and fans. A large sump, the exclusive Elevated Oil Reservoir (EOR) and a superior hydraulic control and responsiveness without compromise.

Remote implement hydraulics are electronically controlled for precise management via the Intellitronics network. Using the Tractor Management Centre (TMC), you can feather in flow changes on the go, adjust timed detents and precisely adjust individual valve operation.

Up to 6 in-line electronic levers are generously sized and positioned for intuitive operation and fingertip control, with a safe engagement of the float position.



AUTO-GUIDE: TO SAVE YOU MORE TIME IN THE FIELD

Reduced overlap and fewer skips. Faster operation speeds. Less exhaustion. And, lower operating costs. These are just a few of the ways you benefit from Auto-Guide satellite navigation system. Using GPS technology, the Auto-Guide satellite navigation system guides the tractor along parallel swaths, and even makes steering corrections for you.

The flexibility to perform precision applications like bedding, planting and tillage are built right into the Auto-Guide satellite navigation system. The GPS receiver sends location information to the implement variable rate controllers via the Intellitronics and ISO11783 networks.

A green status indicator on the dash panel signals that the Auto-Guide satellite navigation system is ready to control the primary steering. If the Auto-Guide switch is pressed, the system will respond and a yellow indicator light will illuminate. This signals that the Auto-Guide satellite navigation system is controlling the primary steering of the tractor.



NO ONE SUPPORTS YOUR BUSINESS LIKE A CHALLENGER DEALER

Drilling harvesting and cultivating are often a race from start to finish. Like any race, success depends on the support team. To keep your equipment working, Challenger dealers offer the responsive support you require at critical times right on your farm or in your field.

Extensively trained, field-based service technicians man fully-equipped, mobile service vehicles. These individuals respond to your specific needs by bringing the right tools and training to you. Each service vehicle is loaded with the diagnostic capability and tools to meet almost all of your service needs.

Challenger dealers offer a brand service that is a bit different than anything you may have experienced in the past. Surveys show that Challenger owners agree that no one supports the farmer as well as a Challenger dealer.

The key to running a profitable business is often communication. That's why Challenger MT700E Series tractor owners are offered the innovative Agcommand which enables the communication of data directly from the Intellitronics system to the dealer. Accurate service meter readings, machine location and diagnostics all alert the service technicians to problems before they occur. These alerts allow proactive repairs and maintenance to maximise your uptime and minimise costly repair bills.



Challenger

MT700E SERIES



Serious Machinery, Serious Results

Every effort has been made to ensure that the information contained in this publication is as accurate and current as possible. However, inaccuracies, errors or omissions may occur and details of the specifications may be changed at any time without notice. Therefore, all specifications should be confirmed with your Challenger Dealer or Distributor prior to any purchase.

Visit the Challenger Site: www.challenger-ag.com or for Challenger Merchandise: www.challengerstore.com

Cat®, Caterpillar® and Challenger® are registered trademarks of Caterpillar Inc. and are used under licence by AGCO.
© AGCO Limited. 2013 | A-A-15674/121368V/2m

 **AGCO**
Your Agriculture Company

